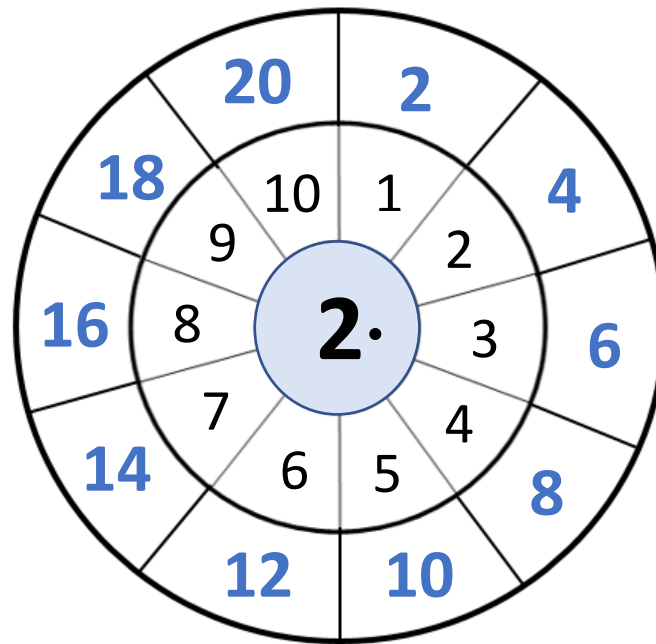


POŠTEVANKA ŠTEVILA 2

(U)POŠTEVANČEK

Prilepi si ga na vidno mesto v sobi.

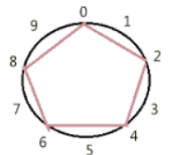
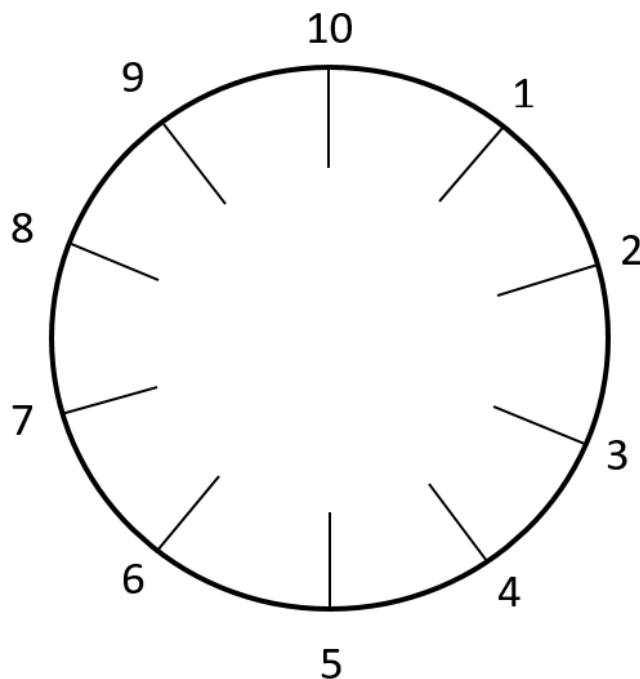
Lahko si ga narišeš tudi v obliki rožice.



NARIŠI POŠTEVANKO ŠTEVILA 2 (<https://www.youtube.com/watch?v=t6CRY-0V2zl>)

Možnost 1: Večkratnike poveži z ravno črto. Ponovi vsak dan z drugo barvico.

Možnost 2: Večkratnike povezuje z nitjo. Glej slike.



SPOMIN

Možnost 1: Natisni in prilepi na barvni list. Kvadratke izreži in igray igro spomin.

Možnost 2: Izreži kvadratke. Na eno stran prilepi na račun, na drugo njegov rezultat.

Igra: Vse listke obrni tako, da vidiš le račune. Izračunaj račun in preveri rezultat z obračanjem listkov. Poskusi čim hitreje izračunati vse račune.

| | | | |
|--------------|---------------|--------------|--------------|
| 1 · 2 | 2 · 2 | 3 · 2 | 4 · 2 |
| 5 · 2 | 6 · 2 | 7 · 2 | 8 · 2 |
| 9 · 2 | 10 · 2 | 2 | 4 |
| 6 | 8 | 10 | 12 |
| 14 | 16 | 18 | 20 |

Multiplication: Find the Facts

Directions: Can you find **all the 2s facts** in the equation search? Solve the problems below and then find the facts in the equation search.

| | | | | | | | | | |
|----|----|----|----|----|----|----|---|----|----|
| 2 | 4 | 8 | 5 | 6 | 10 | 7 | 9 | 2 | 2 |
| 8 | 12 | 4 | 7 | 2 | 9 | 6 | 3 | 5 | 8 |
| 3 | 5 | 2 | 12 | 24 | 2 | 6 | 8 | 6 | 16 |
| 18 | 2 | 12 | 8 | 6 | 15 | 22 | 3 | 9 | 1 |
| 22 | 11 | 2 | 6 | 12 | 2 | 5 | 4 | 12 | 16 |
| 4 | 8 | 19 | 20 | 1 | 9 | 18 | 7 | 11 | 2 |
| 9 | 24 | 8 | 3 | 7 | 12 | 10 | 6 | 2 | 16 |
| 16 | 8 | 14 | 7 | 2 | 9 | 22 | 4 | 5 | 20 |
| 3 | 9 | 2 | 18 | 8 | 10 | 5 | 2 | 18 | 14 |
| 8 | 12 | 4 | 5 | 6 | 8 | 20 | 9 | 2 | 7 |

$2 \times 2 =$

$2 \times 5 =$

$2 \times 8 =$

$2 \times 11 =$

$2 \times 3 =$

$2 \times 6 =$

$2 \times 9 =$

$2 \times 12 =$

$2 \times 4 =$

$2 \times 7 =$



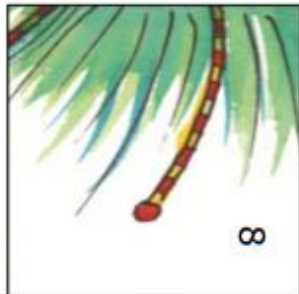
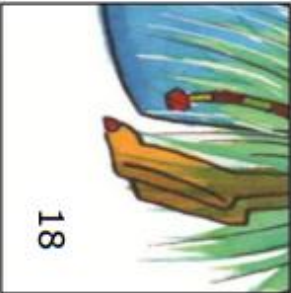
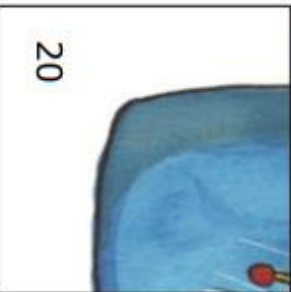



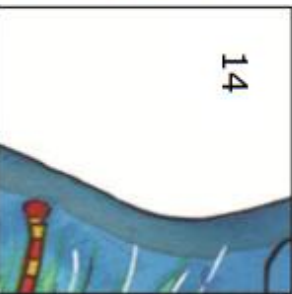
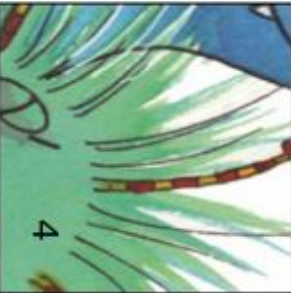

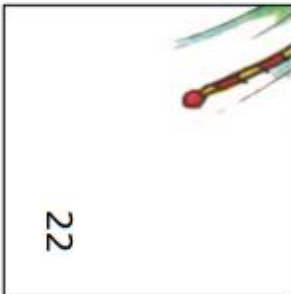
$2 \times 10 =$

Rechenpuzzle Malreihe 2



| | | |
|--------|-------|--------|
| 5 · 2 | 8 · 2 | 3 · 2 |
| 7 · 2 | 2 · 2 | 0 · 2 |
| 8 · 2 | 1 · 2 | 4 · 2 |
| 10 · 2 | 9 · 2 | 11 · 2 |

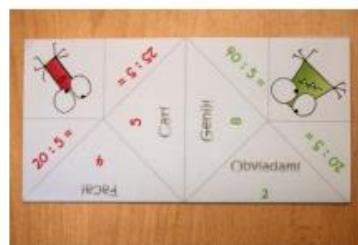
X

| | | |
|--|---|---|
|  16 |  2 |  8 |
|  18 |  20 |  16 |
|  10 |  10 |  14 |
|  4 |  6 |  22 |





NAVODILA ZA IZDELAVO ŽABIC

Liste natisnete, izrežete, nato pa prepogibate po spodnjih navodilih.

Pa obilo zabave in novih znanj!



POŠTEVANKA ŠTEVILA 2

| | | |
|---|------------------|---|
|  | $3 \cdot 2 =$ |  |
| $2 \cdot 2 =$ | 6 Cari | 8 Geniji |
| 4 Facai | | 10 Obvladam! |
| $2 \cdot 9 =$ | 18 Eni znamoi | 12 To! |
|  | 16 Noroi | 14 Itaki |
| $2 \cdot 8 =$ | | 20 To! |
| | |  |

