


Imagine!

Oxford Read and Imagine

Beginner

I Can See You!





Oxford Read and Imagine

I Can See You!







By Paul Shipton

Illustrated by Steve Cox

Activities by Hannah Fish



Contents

 I Can See You!	2
 Activities	14
 Project	20
 Picture Dictionary	22
 About Read and Imagine	24
 Key (Activities for Exam Practice)	24

OXFORD
UNIVERSITY PRESS



Hello!

My name is Rosie.

Hello!

My name is Ben.



This is Grandpa.


Hello!

Now let's read this story, I Can See You!



Rosie and Alice are best friends.
Rosie says, 'Let's play!'
'OK!' say Alice and Ben.

Clunk the robot has a slice of pizza.
Clunk asks, 'Can I play?'
'Yes,' says Ben.



Rosie closes her eyes. She counts,
'One, two, three, four, five ...'

Alice, Ben, and Clunk run.

'... six, seven, eight, nine, ten.'



‘I’m coming!’ says Rosie.
‘Where are you?’



She runs to her bedroom and looks
under the bed.





Then Rosie opens the wardrobe.
'I can see you, Ben!' says Rosie.
'You're in my wardrobe!'

Rosie and Ben go to the living room.

Ben asks, 'Where's Alice?'

They look behind the couch.



Then they look behind the big,
orange chair.

Ben says, 'I can see you, Alice!'

Rosie says, 'You're behind the chair!'



I can see you, Alice!

Alice asks, 'Where's Clunk?'



The children look and look.

Rosie says, 'He isn't in the bathroom.'


Alice says, 'He isn't in the hall.'

Ben says, 'He isn't here in the kitchen.'

‘Where IS he?’ asks Ben.

Rosie points and says, ‘What’s this on the floor?’

‘It’s cheese!’ says Alice.





The children look up.

‘We can see you, Clunk!’ says Ben.

‘You’re on the ceiling. And you’re eating your pizza!’

→ Go to page 19 for activities.

Activities before you read

Talk Look at the front cover of this book. Answer the questions and talk to a friend.

- 1 What can you see?
- 2 How many children are there?
- 3 Where are they?

1 Trace the words. Then match.



- 1 bedroom
- 2 kitchen
- 3 hall
- 4 couch
- 5 living room
- 6 bathroom

Activities for pages 4-5

1 Choose and write the correct words.

Rosie and ¹ Alice are best friends.

Clunk the robot has a slice of ² _____.

'Can I play?' ³ _____ asks.




pizza



Alice



Clunk



slice

2 Match.

1 Rosie and Alice ●

2 Rosie says, ●

3 Clunk the robot has a ●

4 Clunk asks, ●

● 'Let's play!'

● 'Can I play?'

● are best friends.

● slice of pizza.

Talk Do you have a best friend?
Talk to a friend.



Activities for pages 6-7

1 Put a tick (✓) or a cross (X) in the box.



This is six.



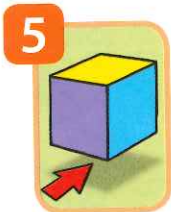
This is nine.



This is a bed.



This is seven.



This is under.



This is ten.



This is a bedroom.



This is eight.

Activities for pages 8–9

1 Write *yes* or *no*.

- 1 Rosie opens the wardrobe. yes
- 2 Alice is in the wardrobe. _____
- 3 Rosie and Ben go to the living room. _____
- 4 They look behind the bed. _____

2 Trace the words. Then complete the sentences.

my behind see room

- 1 'I can see you, Ben!'
- 2 'You're in _____ wardrobe!'
- 3 They go to the living _____.
- 4 They look _____ the couch.

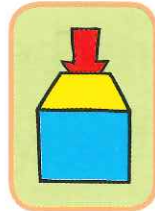
alk Is Alice behind the couch?
Talk to a friend.

Activities for pages 10-11

1 Write the words.



1 Rosie
s i R o e



2 _____
h d e b n i



3 _____
r h a i c



4 _____
a n o g r e

2 Order the words.

1 look / the chair. / They / behind

They look behind the chair.

2 is / the chair. / Alice / behind

3 where / Clunk? / But / is

4 and look. / The / look / children

Activities for pages 12-13

1 Choose and write the correct words.

The children see cheese on the ¹ _____.

The children look up. 'We can see you,

Clunk!' ² _____ says. Clunk is on the

³ _____. Clunk is eating his ⁴ _____!



Ben



wardrobe



pizza



ceiling



Clunk



floor

Talk Do you like this story? Talk to a friend.



A New House!

1 Complete the chart.

wardrobe nine bathroom chair
ten living room eight six bed
ceiling couch hall seven bedroom
floor kitchen

Houses



Numbers



wardrobe

nine

2 Draw a house.



3 Write about your house. Use the words in the chart to help you.

My house _____

Talk Talk to a friend about your house.

Picture Dictionary




bathroom



bed



bedroom



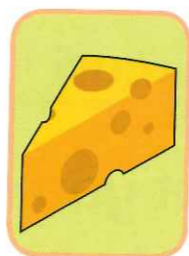
behind



ceiling



chair



cheese



couch



eight



floor



hall



kitchen



living room



nine



pizza



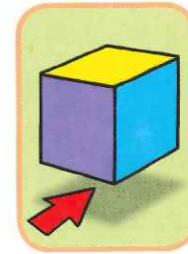
seven



slice



ten



under



wardrobe

Draw and write your favorite word.

Blank space for drawing and writing a word.

