

## Ponavljanje snovi 1. in 2. enote

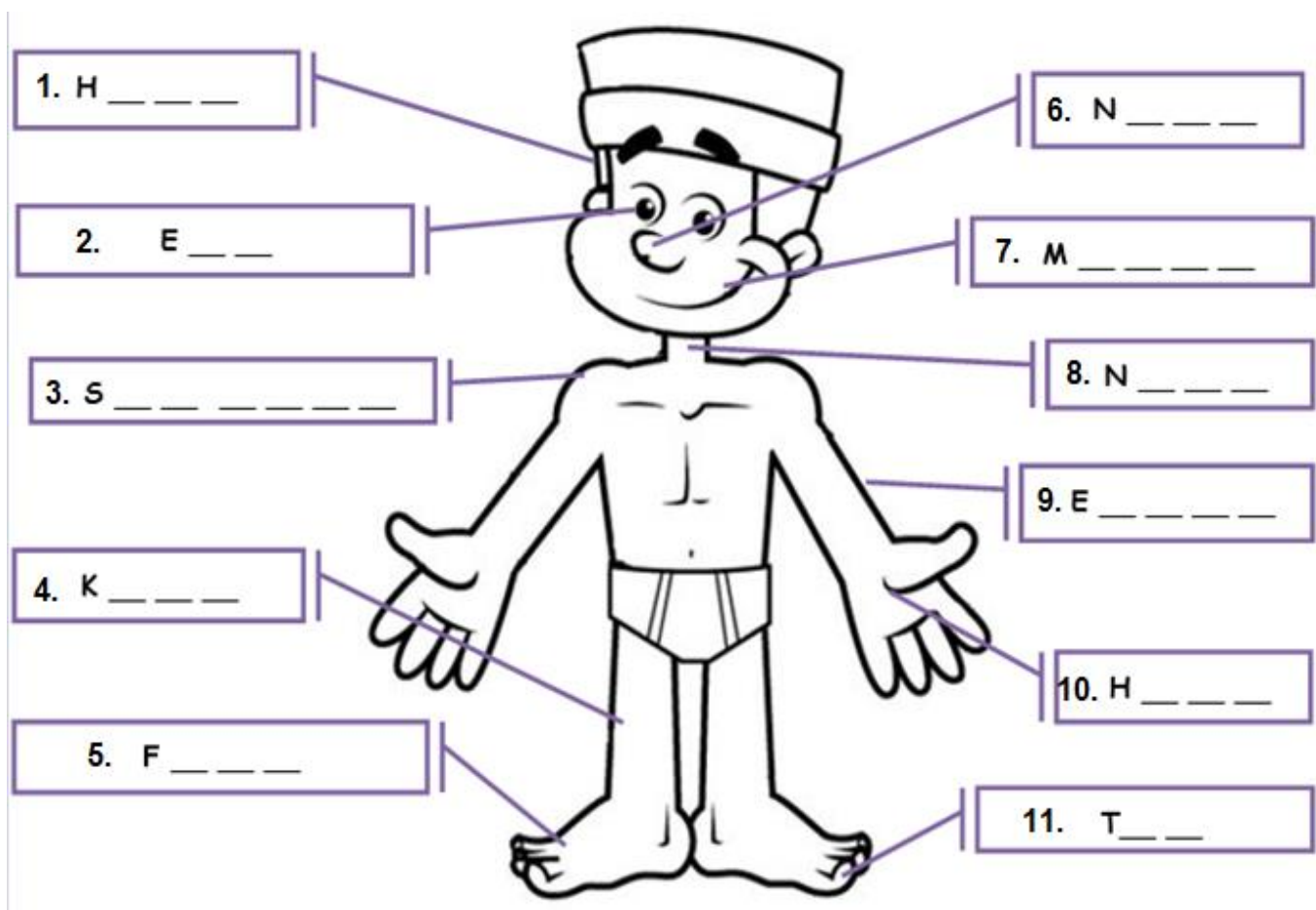
Dragi učenec/učenka, lepo pozdravljen-a v novem letu. Upam, da si lepo preživel-a praznike in se spočil-a.



Preden začnemo z novo enoto v učbeniku, boš danes ponovil-a snov, ki jo že obvladaš. Spodaj te čaka osem nalog. **Vzemi zvezek in prepisi zgornji naslov, nato se loti reševanja nalog.** Ne prepisuj celih nalog, ampak **le rešitve**. Če imaš možnost, si lahko liste natisneš in jih rešene prilepiš v zvezek.

Še nekaj: **danes nimaš priloženih rešitev, ker bomo naloge pregledali skupaj pri naslednji uri.** Potrudi se po svojih najboljših močeh. Zdaj pa veselo na delo...

1. V okvirje zapiši angleško poimenovanje za dele telesa. Na vsako črtico napiši eno črko. Pazi na pravilen zapis.



2. Dopolni, kot kaže primer. (Primer: I can **hear** with my ears.)

- a) I can **see** with my \_\_\_\_\_.
- b) My **hands** can \_\_\_\_\_.
- c) I can **speak** with my \_\_\_\_\_.
- d) I can \_\_\_\_\_ with my **nose**.
- e) I can **run** with my \_\_\_\_\_.
- f) I can **bite** with my \_\_\_\_\_.

3. Čustva. Dopolni spodnje povedi z besedami iz okvirja.

proud	sad	happy	serious	smiles	angry	scared
-------	-----	-------	---------	--------	-------	--------

- a) When I'm \_\_\_\_\_, I **cry**.
- b) I'm \_\_\_\_\_ when I watch a film about vampires.
- c) Kenny **never smiles**. He is \_\_\_\_\_ all the time.
- d) My mum is \_\_\_\_\_ and she \_\_\_\_\_ when I'm nice.
- e) When I **run** very fast, I'm \_\_\_\_\_.
- f) My dad is \_\_\_\_\_ when I don't want to go to bed.

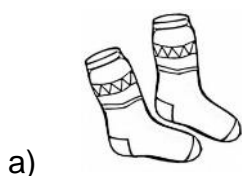
4. Števila zapiši s številko ali z besedo v angleščini.


- a) forty-three - \_\_\_\_\_
- b) seventy-eight - \_\_\_\_\_
- c) nineteen - \_\_\_\_\_
- d) sixty-two - \_\_\_\_\_
- e) 59 - \_\_\_\_\_
- f) 30 - \_\_\_\_\_
- g) 94 - \_\_\_\_\_
- h) 45 - \_\_\_\_\_

5. Pod sličico v celih povedih zapiši, kaj kdo zna (✓) in česa ne zna (X). Uporabi CAN ali CAN'T.



6. Pod oblačila zapiši ustrezno poimenovanje v angleščini. Napiši a / an, kjer je potrebno.







**7. Besede razporedi v ustrezne stolpce. Pazi na pravilen prepis. Dve besedi sta odveč!**

on curly scarf cycling under curious slippers eyebrows fingers hungry shorts  
ponytail bored between bald back whistle straight mittens near cheeks thirsty

Body parts Deli telesa	Feelings Čustva	Hair Lasje / Frizure	Where? - Kje? (na, pod, v...)	Clothes Oblačila

**8. Preberi opise in poimenuj osebe na sličicah.**



Sarah is fat and short. She has got curly hair. Her face is round. She has got small ears and small eyes.

Polly is tall and thin. She has got long dark hair. She has got a square face. Her nose is long.

Peter is tall and thin. He is bald. He has got a long face. His ears are big and his nose is big too.

Tom is tall and fat. He has got long fair hair. He has got big eyes and a big nose. His ears are big too.

Alex is fat and tall. He is bald. He has got a round face. He has got a bog nose, a big mouth and big eyes.

Kelly is tall and fat. She has got short dark hair. She has got a long neck. Her eyes are small and her nose is big.