

WHAT'S THE TIME?

1. **WHAT TIME IS IT? Click on the link. Listen, watch and practise.**
Koliko je ura? Klikni na povezavo. Poslušaj, glej in vadi.

WHAT TIME IS IT? – EASY DIALOGUE

IT'S TIME TO PREPARE YOUR NOTEBOOK, SCISSORS, GLUESTICK AND PENCILCASE.







2. **Write the title in red in your notebook:**
V zvezek napiši spodnji naslov z rdečo barvo:

WHAT'S THE TIME?

3. Cut out the clocks and stick them in your notebook.

Izreži okvirčke in jih pod naslovom prilepi v zvezek [eno pod drugo](#).

**4. Write the time next to the clocks.**

Poleg vsake ure napiši, koliko je ura. Glej primer:



*It's **eleven** o'clock.*