

Lea Serrallach

Mariona Planas



ANIMAL

SOUNDS



OBJECTIVE

Active → Learning + Participation

- The aim of this lesson plan is to teach pupils animal sounds and English vocabulary to pupils.
- Associate words to sounds and pictures.

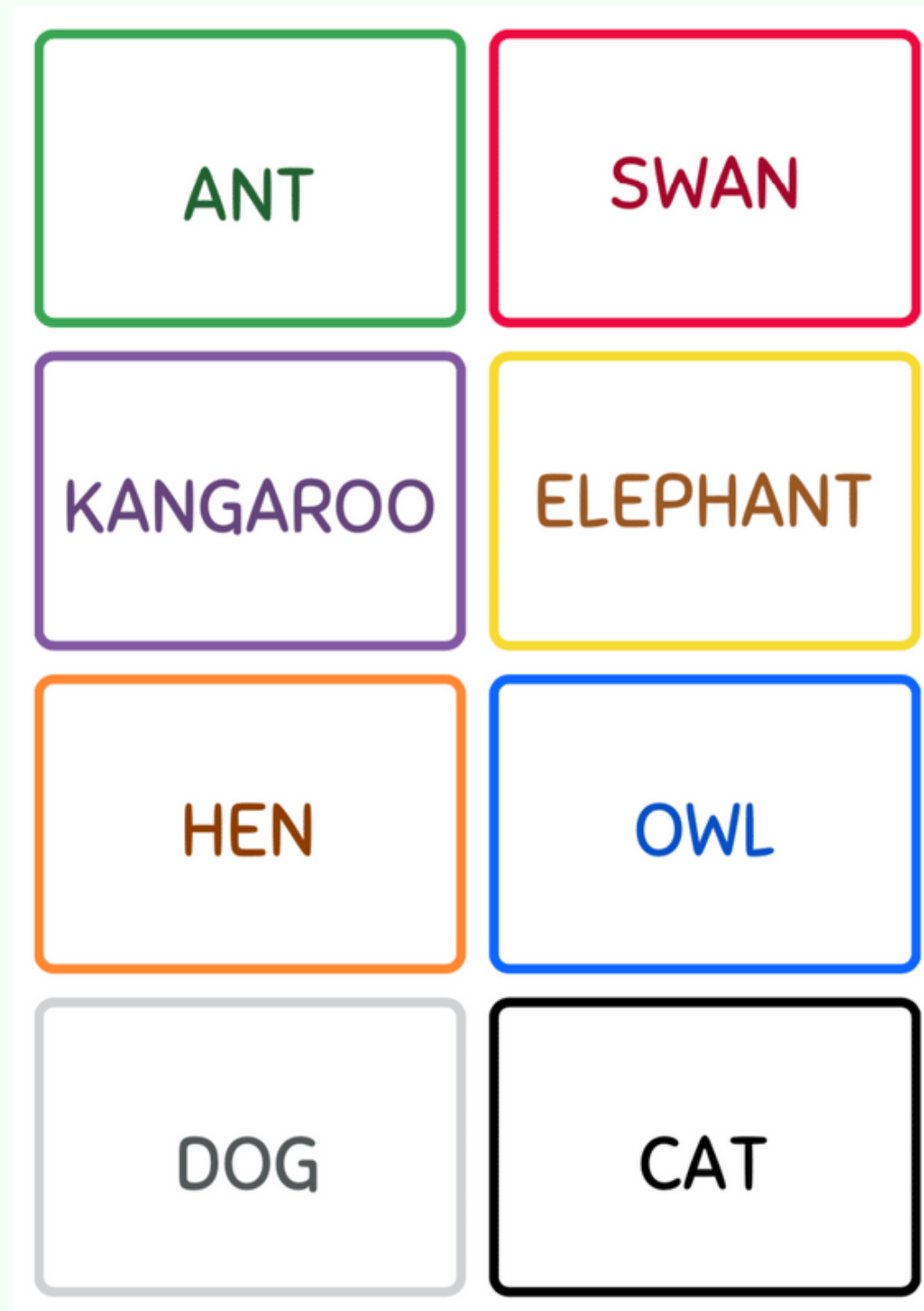
STUDENTS

- As this class is mostly full of international pupils, we are going to be learning and practising a foreign language (English).



vocabulary

This is the vocabulary that will be used in these sessions. The aim is to learn this vocabulary in order to be able to use it in other areas. To do this, we have decided to mix wild and domestic animals.





Pictures

In order to practice the vocabulary, it is very important to have a picture of what the animals we are naming look like, so we will use these pictures. This will help them to have a clearer idea of what the animals look like. At the same time, it will also help them to be able to associate the sounds that each animal makes.




The image features a white background with two stylized green trees on either side. The trees have dense, rounded canopies of various shades of green and thick, brown trunks. In the center, the word "Activities" is written in a large, dark green, rounded, sans-serif font.

Activities

1

This is the main activity. The letters of the keyword are hung on the board out of order, and the pupils have to put them in order to find out which topic are going to work on.



Keyword out of order

A S N A M I L

Keyword on order

A N I M A L S

2

In this activity, children have to find every animal that is hidden, take the correct picture (shown on the 4th slide) and name it. If that is too difficult this activity could be done in pairs or in groups.

1 I found an animal!

2 It looks like this one...



3 That's a LION!




Bigger picture in the next slide →



3


This video made by the teachers contains the name, the picture and the sound made by each animal they have been learning. This method is very stimulating for the little ones. Hearing and reproducing the sounds of the different animals helps them to recognize and remember them.



4



5




6




10



11



12



13



14




15



16



17



18

4

Animals Flashcards & sounds:

All the pictures of the animals will be left on the floor. Then the pupils will make a circle around the pictures and the teacher will move around with a black bag. This black bag contains the names of the animals. The goal is that in each turn, one child will take a word from the bag and represent it with sounds. The rest of the pupils will have to guess which animal it is and say its name. (the game can always be modified, depending on the demand and needs of the pupils).



5

Creating new animals

Different body parts of the different animals will be layed on the floor. The children should pick a few of them to create new animals. Then, depending on their level, they can make descriptions of their new pets, orally or written. Here are 3 kind of examples (from the easiest to the most difficult):

1

That's my frogchickphant. It has parts of a frog, an elephant, a parrot and a chicken.

2

That's my frogchickphant. It has the head of a frog, the body of an elephant, the wings of a parrot and the legs of a chicken.

3


That's my frogchikphant. It has parts the head of a frog, the body of an elephant, the wings of a parrot and the legs of a chicken. It is very big. It can swim under the water and fly over the clouds. It can't run because its legs are little.









Movement activities

6



The Animal Musicogram (with the explanation on the video itself)

WHEN YOU SEE ... YOU WILL ...

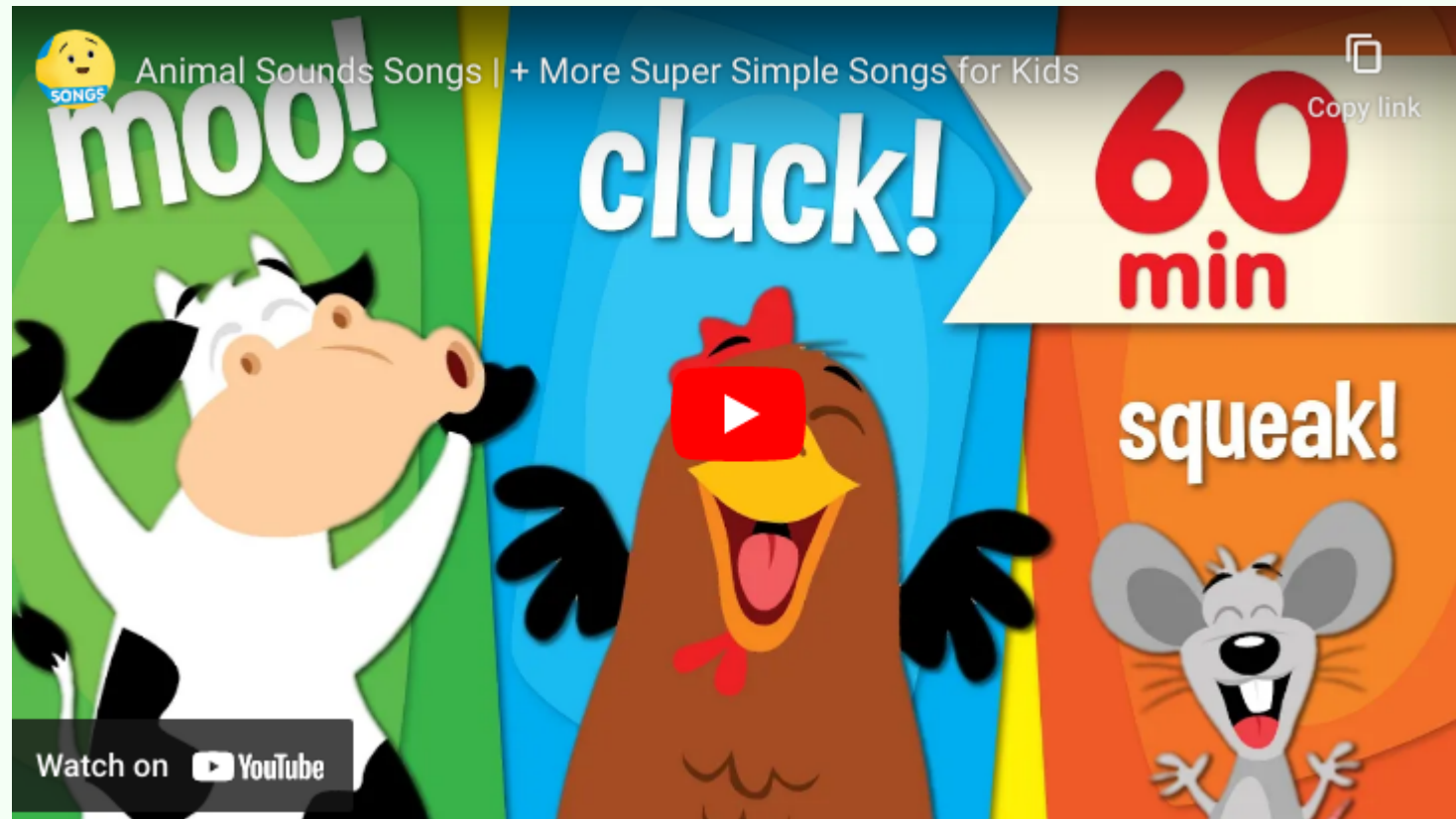
| | | | |
|---|------------------------|---|--|
|  | WAVE OUR HANDS |  | MOVE YOUR HEAD FRONTWARDS AND BACKWARDS |
|  | WALK WITH LITTLE STEPS |  | MOVE YOUR HEAD LEFT AND RIGHT SEARCHING FOR LOVE |
|  | WALK WITH LARGE STEPS |  | JUMP |
|  | MOVE OUR WINGS |  | MOVE THE EYES LEFT AND RIGHT |

← | | CC | | ... | →



Songs

Songs to practice animal sounds





Games

MEMORY

This Montessori wooden memory game includes 30 memory cards and 1 box. This game will help children quickly recognise and remember these animals. This game can help children develop cognition and memory, improve their concentration, fine motor skills and social skills.



GAMES FOR THE LITTLE ONES: AT THE FARM!

A simply multi-tasking game with a lot of possibilities, specially for the little ones. It includes parts to develop not only the vocabulary, so the fine motricity and the kinesthetic intelligence.



LEGO FARM

LEGO and PLAYMOBIL are the excellence ones to develop the symbolic game, specially on the kindergarden ages. There is no moer objective than to play and have fun, but it's recommendable to introduce it after having worked




with the animal sounds, so the expirience will be full-filled.







Stories




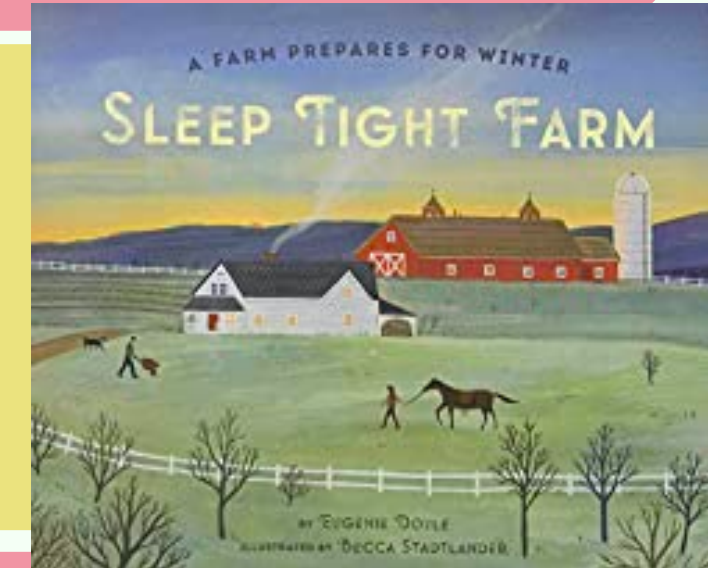
Interrupting Chicken tells the delightful story of Little Chicken and her Papa trying to settle her down for bed one night. She loves bedtime stories, but she just can't manage to let the story go on uninterrupted! See what happens when they run out of bed time stories!

The Cow Said Neigh! is a silly children's book all about farm animals who wish they were someone else. It all starts with the cow who wants to be a horse, but where will it end? Kids will get a kick out of the goofy story and ending.





This version of the classic song Old Macdonald Had A Farm is a fun story with a surprising ending! Children will love singing along and looking at the whimsical illustrations.

Sleep Tight Farm is an educational book that describes exactly how a family prepares their farm for the winter. This book is good for children who want to learn more about duties on the farm.




Big Red Barn is a simple and sweet little rhyming story that takes kids through the day of all the animals on the farm. This book would be a great bed time story for kids who love farm animals!


Click Clack Moo! Cows That Type is a short, funny story about what happens when cows learn to type and demand some little luxuries in the barn. This silly story will make kids of all ages smile.



Grumpy Goat is a heartwarming tale about how taking notice of the small, simple pleasures of life, like a little flower can change your entire perspective of life. This is a great book for teaching children about friendship.

Charlie the Ranch Dog is a cute story about a hound of who shows how the work of dog on a ranch is never done. Unless, of course, you're a Charlie and you take lots of naps and plenty of breaks for eating!





Animal Farm is the story of what happens when the downtrodden animals of Manor Farm overthrow their master, and how their revolution goes horribly wrong.

Now George Orwell's dark, timeless fable has been turned into a graphic novel for the very first time, illustrated in full colour by the renowned Brazilian artist Odyr to bring us a whole new work of art.

'This brightly coloured homage to Orwell's timely allegory is heartbreaking and elegant. Odyr's images of animals casting off their bonds and then living with the results of their revolution are painterly and evocative, both loose and illuminating' The New York Times

Wonderfully illustrated in full-color by Claire Stamper, this book is filled with beautifully detailed scenes, including underwater coral reefs, jungle canopies and rock pools. Kids can solve tricky hidden pictures puzzles, complete coloring tasks and more.

Not only are these activities fun – they will also help children with their pen control, counting skills and knowledge of the animal kingdom. With over 150 puzzle scenes to choose from, it is sure to keep children aged 4+ entertained for hours on end.

Filled with colorful, exciting and varied scenes that will appeal to curious children who love to explore nature and their environment.



In this new, fabulous activity book, Victor Escandell illustrates these and many other amazing facts about the animal world. Children will have a blast drawing, colouring, cutting out, satiating their thirst for knowledge and solving fascinating enigmas about their favourite animals. Each one of the charming characters of this book reveals a surprising aspect of its nature as it suggests super fun activities that stimulate those new, powerful minds... and hands! Once more, Victor Escandell puts in our hands a bunch of delicious illustrations, wonderful facts and plenty of fun. This is an irresistible activity book, perfect for sharing with family and friends.



Webpages



- <https://teaching2and3yearolds.com/preschool-animal-activities/>
- <https://www.eslkidstuff.com/esl-kids-games/animals-games.htm>
- <https://ideas.demco.com/blog/5-animal-activities-kids-will-love/>
- <https://www.twinkl.si/resources/science-investigation/life-processes-and-living-things/animals>
- <https://www.theschoolrun.com/learning-about-animals-primary-school>
- <https://www.teachingexpertise.com/classroom-ideas/middle-school-animal-activities/>
- <https://www.cbc.ca/kids/games/animals>
- <https://www.crazygames.com/t/animal>
- <https://findtheinvisiblecow.com/>

