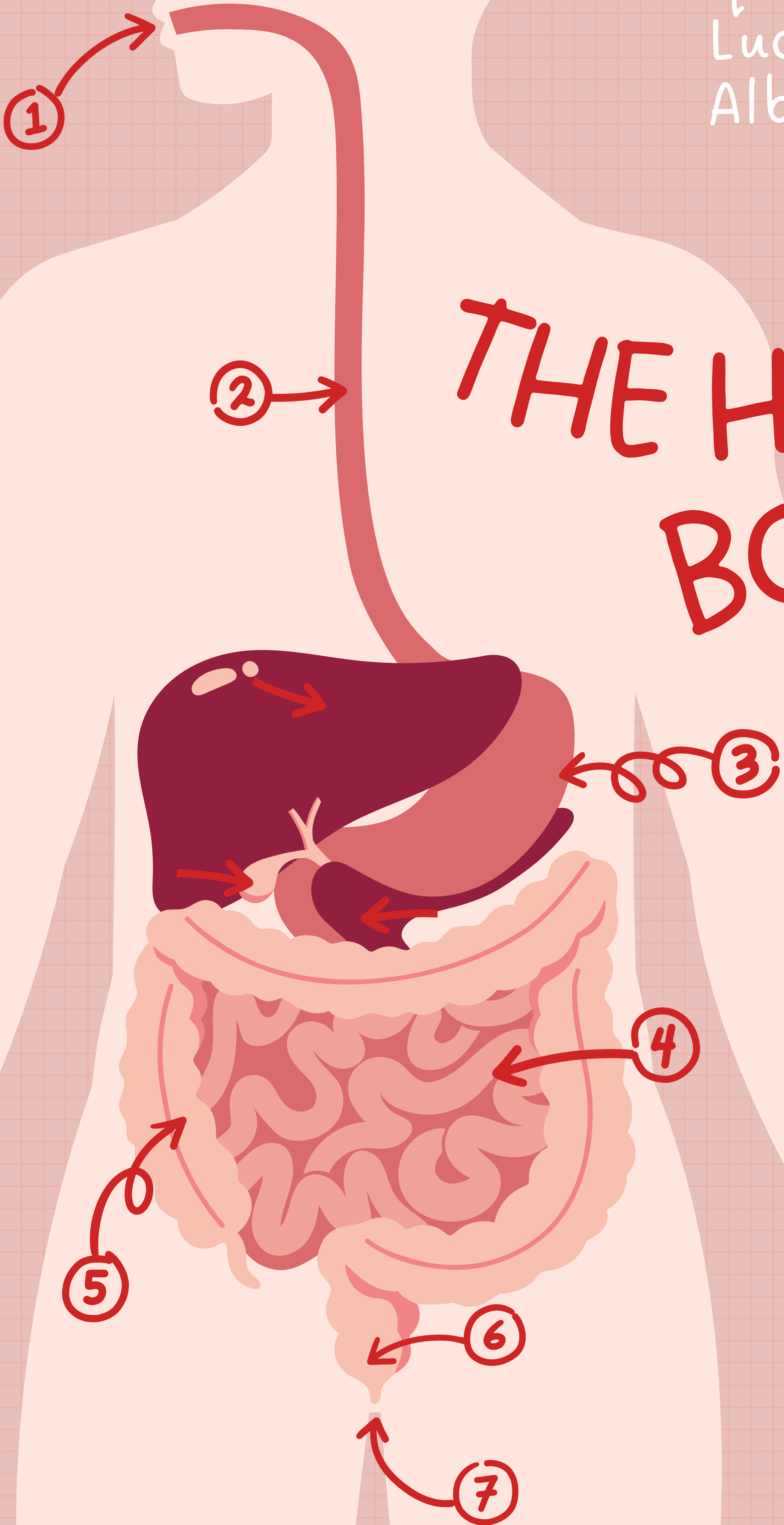


Raquel Martínez
Lucía Rodal
Alba Sandín

THE HUMAN BODY



Strategies for teaching a foreign language
Course 2022/2023

TABLE OF CONTENTS

① -VOCABULARY

② -ACTIVITIES

③ -RESOURCES:

3.1 Books

3.2 Other activities

3.3 Songs

④ -OBJECTIVES

⑤ -RECOMMENDED AGE

⑥ -REFLECTION

⑦ -CLASS PRESENTATION

VOCABULARY

This is the vocabulary used during our session.
Using English and Galician

GALICIAN

ENGLISH

IMAGE


OLLOS

EYES



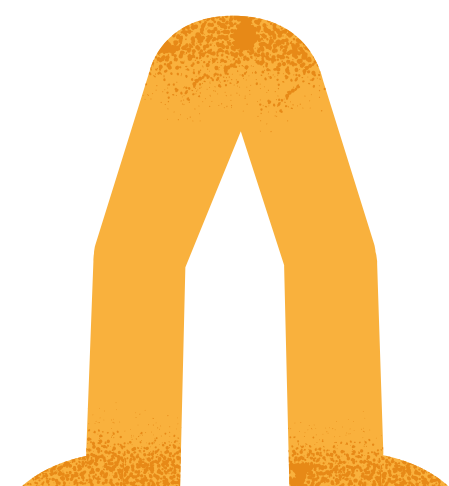
CABEZA

HEAD



PERNAS

LEGS



DENTES

TEETH



VOCABULARY

This is the vocabulary used during our session.
Using English and Galician

GALICIAN

ENGLISH

IMAGE

MANS

HANDS



BOCA

MOUTH



NARIZ

NOSE



DEDOS

FINGERS



VOCABULARY

This is the vocabulary used during our session.
Using English and Galician

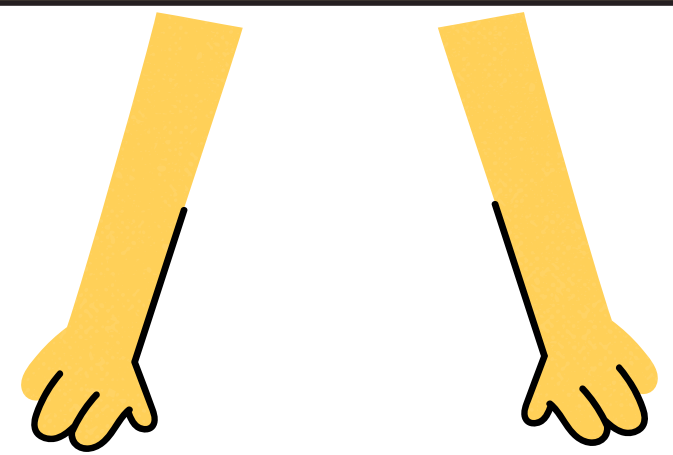
GALICIAN

ENGLISH

IMAGE

BRAZOS

ARMS



PÉS

FEET



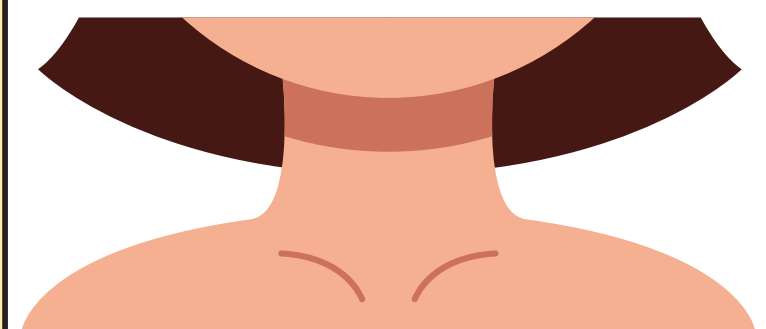
ORELLAS

EARS



PESCOZO

NECK



ACTIVITY 1



Introduction

For the first activity we will need two materials: A BOX and A MIRROR.

So we will ask the children:

What is the most perfect machine that exists in the world?


To find their answer, they will go one by one to see what is inside the box, so that once they look inside they will find their own reflection as an answer.



ACTIVITY 2


A BOOK

We read a book created by the teachers in two languages, English and Galician. It is called "Unha máquina chamada Anxo" and tells the story of how a child's body works.



Unha máquina chamada Anxo

A machine called Anxo.



Anxo é unha das má perfectas que existe. Como cada día na súa vida, traballaba o xefe da máquina, dirixindo as demais.

Anxo is one of the most perfect machines in the world. Every day in his head, the boss of his machine was directing the other machines.



O xefe premeu un dos botóns moi finos e Anxo abriu os OLLOS e puxo a máquina a funcionar.

The boss pressed one of the buttons very softly so then Anxo opened his EYES and turned on the machine.

Despois de saír da cama e coas súas pernas, ANXO comezou a baixar as escoras ata chegar á cocíña.

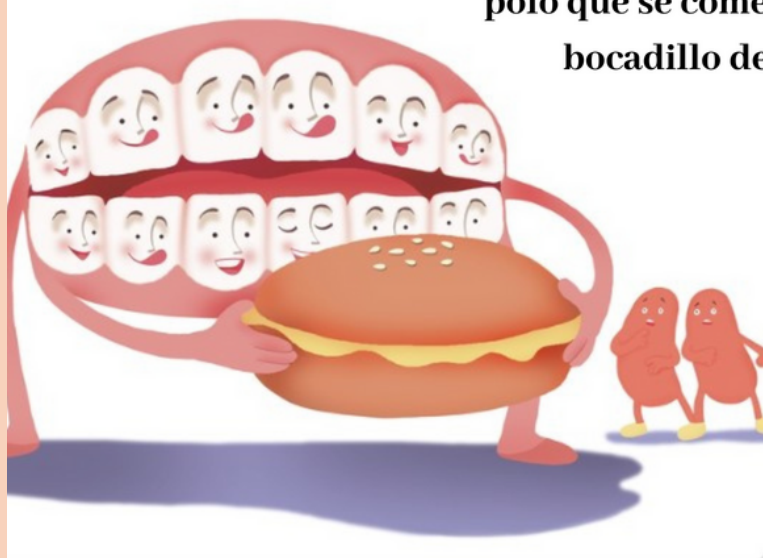
He got out of bed and with his LEGS he started to walk down the stairs to the kitchen.



Tiña tanta fame que os seus DENTES se saíron da súa BOCA polo que se comeu un enorme bocadillo de queixo.

Despois de xogar no seu xardín para xogar con Firulais, Anxo tiráballe o disco coas súas MANS.

He went down to his garden to play with his dog Firulais. He threw his disc with his HANDS.



He was so hungry that he fell out of his MOUTH and ate a huge sandwich.




Cando rematou de xogar, Anxo rascouse cos seus DEZES e o NARIZ de Firulais.

When they finished playing, Anxo scratched Firulais' NOSE with his FINGERS.


Como era un día moi quente polo que decidiron baixar á praia.

The weather was sunny and hot so they decided to go down to the beach.



Despois de xogar, Anxo puxose a súas aletas nos pés, estirou o seu PESCOZO e botouse dentro do mar.

There, Anxo put his fins on his FEET, stretched his NECK and dived into the sea.



Despois de mirar o fondo marino, Anxo levou a súa tabla de surf e cos seus brazos movíase entre as olas.

When he finished looking at the bottom of the sea, he picked up his surfboard and with his ARMS he moved through the waves.


Despois dun día moi duro na praia, Anxo foi a casa e bouse na cama mentres a súa avoa contaba historias de cando era pequena. Por isto, Anxo abriu a súas ORELLAS para escoitala.

After a very hard day at the beach, Anxo went to bed while his grandmother told stories of when she was little. For this, Anxo opened his EARS to listen to her.



Gracias ás historias da avoa, Anxo quedouse dormido. Así que o xefe da máquina encendeu o botón dos soños.

Thanks to his grandmother's stories, Anxo fell asleep. So the boss of the machine activated the dream button.



ACTIVITY 3

PASAPALABRA



The next game is called Pasapalabra, the teachers are going to read a riddle and the children have to answer with a word that begins with the marked letter


E

By day they are open and by night they are closed. What are they?



F

I have only four letters but your weight I hold. If you treat me gently, I'll take you anywhere.



H

Some are round, others oval and some think a lot. What am I?




M

I have 31 white assistants who help me grind everything, and in the middle I have the boss who doesn't stop talking.




N

I have a partition in the middle and two windows on either side. Through which the fresh air enters and the air that has already been breathed out.



T

You look this when you smile, it's white as the snow and little things can cut. What it is?


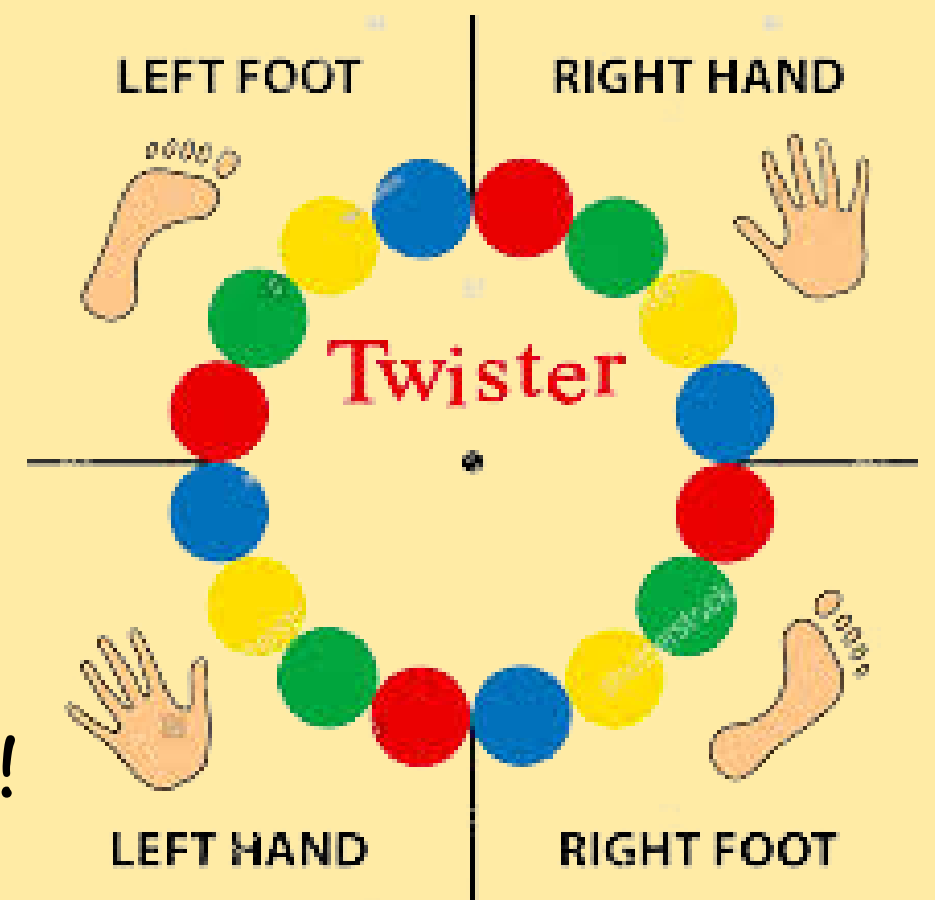


ACTIVITY 4

TWISTER

The roulette wheel is spun and the moves are called out. Players must move that body part to the circle of that colour as fast as they can.

If a knee or elbow lands on the mat, or if someone falls down, they are **ELIMINATED!**
The last player standing is the winner!



ACTIVITY 5

SIMON SAYS



This game consist that the teacher is going to name different parts of the body with the sentence "Simon says" at the beginning and the students have to touch it of their bodies. if the teacher doesn't say the name of Simon at the beginning of the sentence the students don't have to touch their body part. If somebody fail he or she have to say the next sentence.



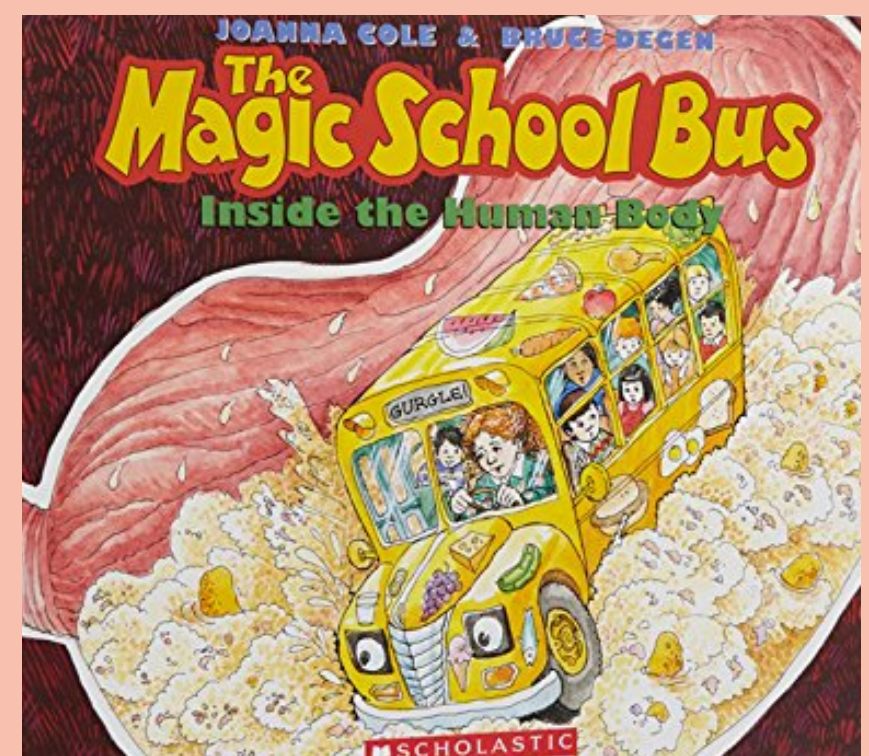
STORY BOOKS





"PARTS" Tedd Arnold



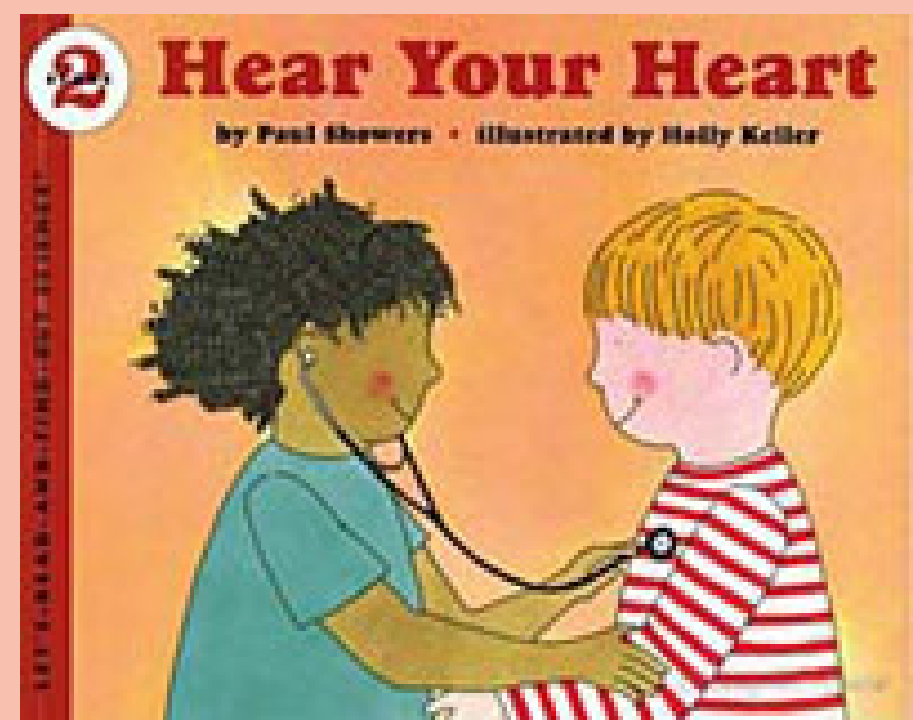
*"THE MAGIC SCHOOL BUS
INSIDE THE HUMAN BODY"
J. Cole and B. Degen*



*"INSIDE YOUR
OUTSIDE" Tish Rabe*



*"HEAR YOUR HEART"
Paul Showers*





STORYBOOKS



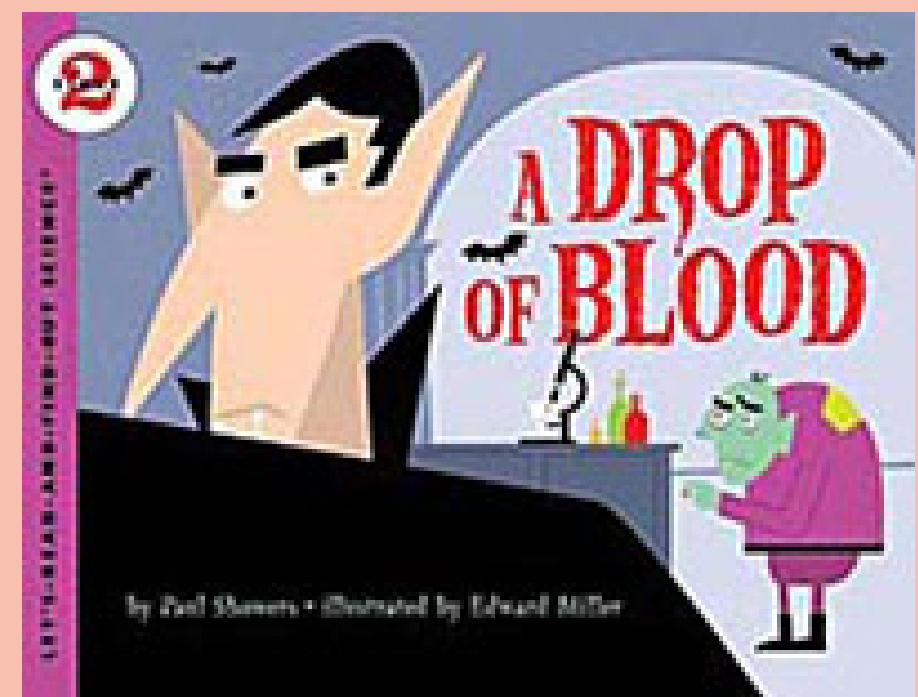
"MY FIVE SENSES"

Aliki



"A DROP OF BLOOD"

Paul Showers




"O CORPO HUMANO"

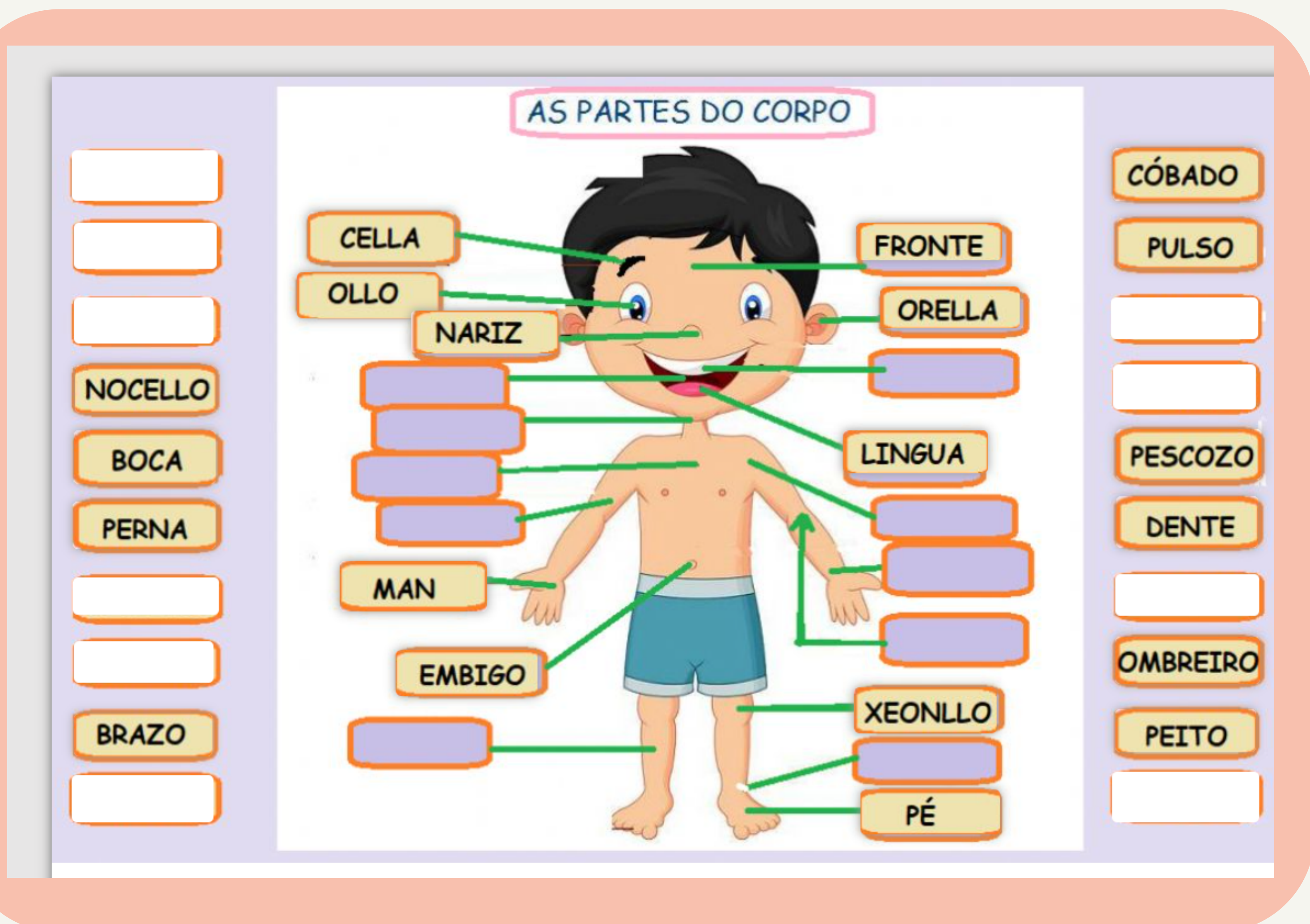
Mathilde Paris



"OS BOLECHAS O CORPO HUMANO" Pepe Navarro



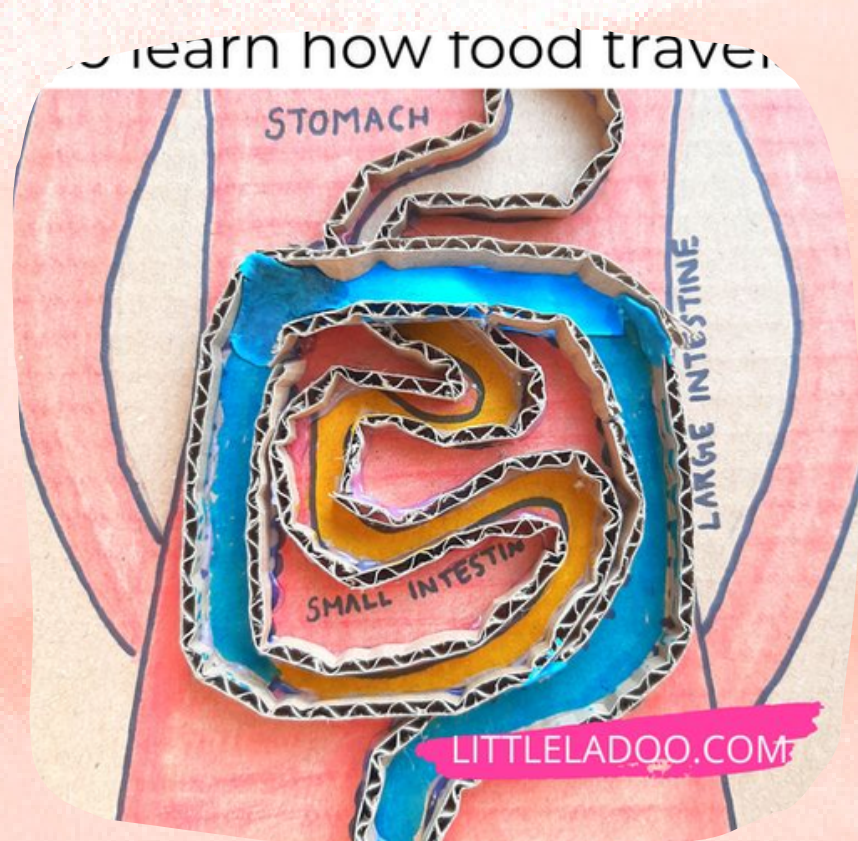
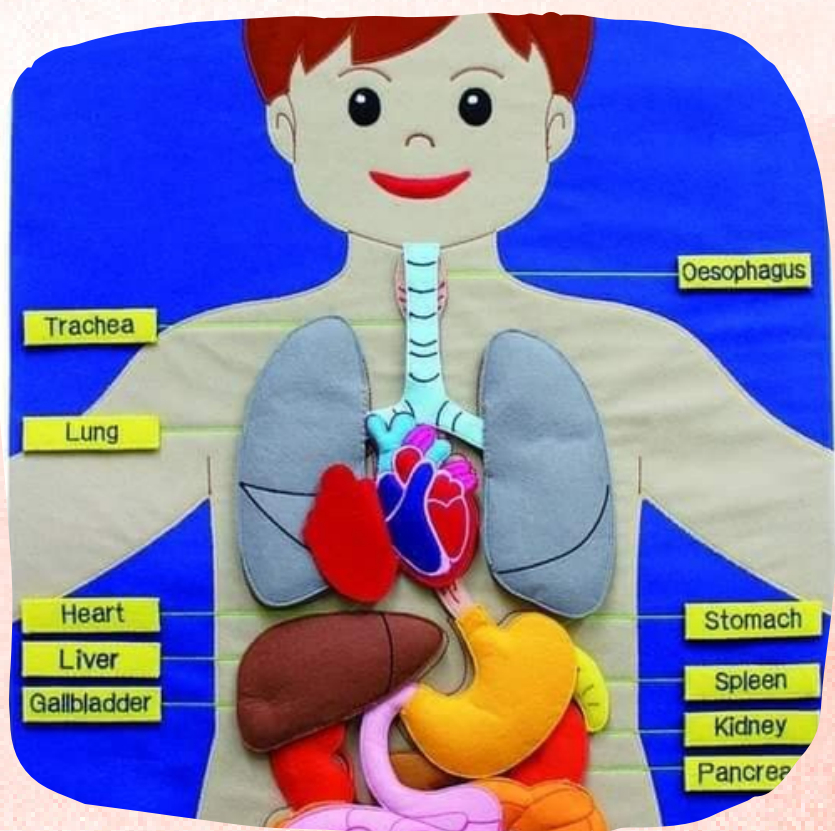
OTHER ACTIVITIES



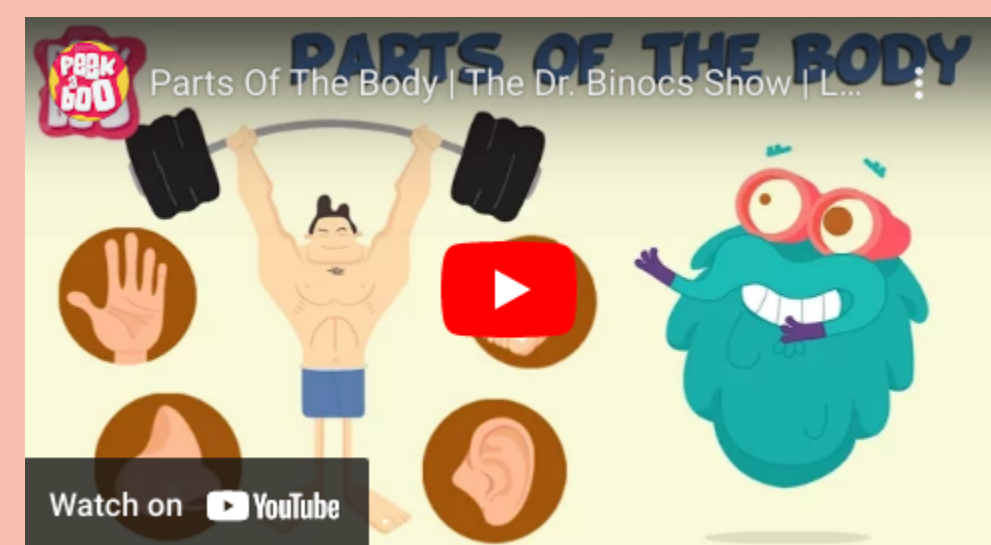
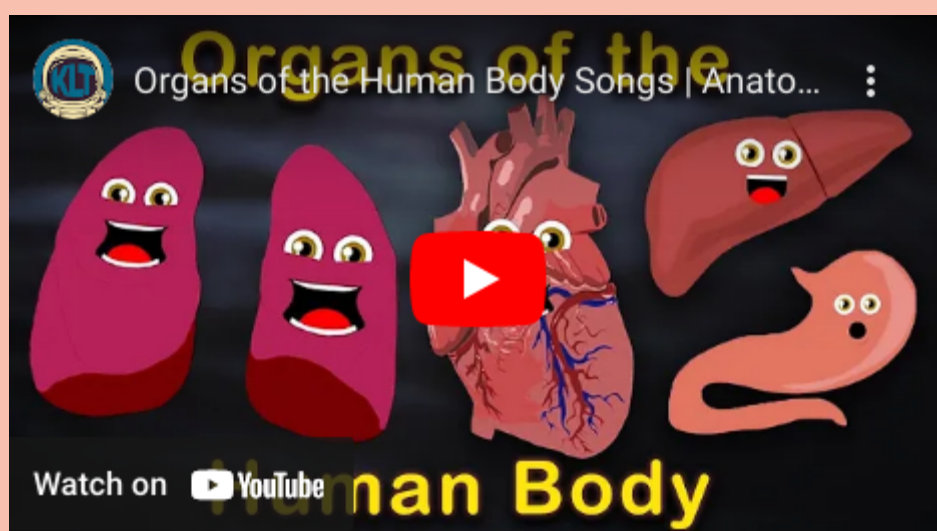
This is an activity in which children can learn the parts of the body in Galician in an interactive way. They just have to drag the word to the corresponding hole and then they can check themselves if what they have put is correct. (Click to the image to go to the worksheet)

OTHER ACTIVITIES

These are different activities to do manually and at the same time learn various parts of the body. For example, one of them could be to make a brain with its parts out of paper, or to make the main organs of the body out of fabric.



SONGS AND MEDIA



WEBPAGES AND GAMES

PLAY

- <https://wordwall.net/es/resource/4005473/english/hangman-time>
- <https://wordwall.net/pt/resource/35204377/jogo-partes-do-corpo-humano>
- <https://wordwall.net/pt/resource/35204377/jogo-partes-do-corpo-humano>
- <https://www.escolagames.com.br/jogos/corpoHumano/>
- <https://www.mes-games.com/bodyparts.php>


?



OBJECTIVES

- Identify the parts of our body
- Recognize the different parts of our body and that of others.
- Getting closer to literacy
- Learn several foreign languages through the application of pedagogical and methodological processes and technological tools appropriate to the environment.
- Keep in mind the diversities that may exist in the classroom and know how to deal with them.

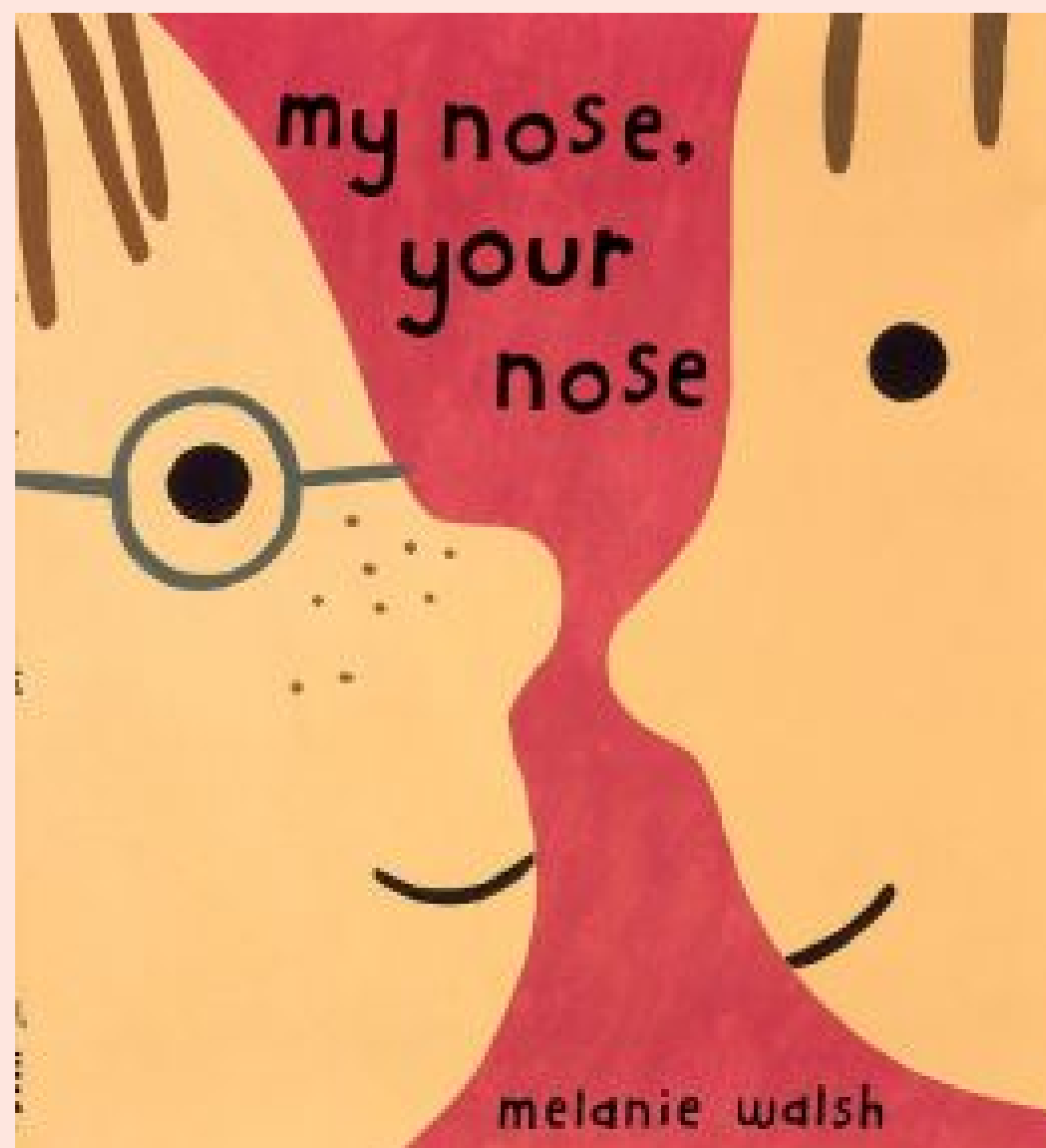
RECCOMENDED AGE



5-8 years old



REFLECTION



It's important to know that despite having the same body parts in terms of biological form. We must teach children that not all bodies are the same and that there are many differences between us.

For this reason we can do a reading about the story "My nose, your nose" to work the self-knowledge of our body and that of others.

CLASS PRESENTATION



**Strategies for teaching
a foreign language**

Alba Sandín, Lucía Rodal and Raquel Martínez