

PROJECT POST OFFICE



Ana Mittendorfer, Klavdija Ujčič, Sara Lapanja

WHY HAVE WE CHOSEN THIS PROJECT?

Everyday situations enable students to understand the world around them. It is important that they know different institutions, so we choose to write our project about post office. They learn what can we send, how the post office works, who is postman or mail carrier, how the letters travel from the sender to the recipient and so on. They can also develop their competencies such as communication, social and personal behaviour.

FOR WHO IS THE PROJECT?

We created the project for children aged 5 – 6 years old, but we can use some ideas for younger children or older students.

MATERIALS AND RESOURCES OF THE PROJECT

Our project is created for children to be active participants. We used different teaching techniques like stories, games, songs, nursery rhymes, reading, arts and movement activities. All of them can be used for students in different classes.

ALL COLLECTED MATERIAL

Topic: POST OFFICE

VOCABULARY:

- post man
- mail box
- package
- stamp
- post card
- letter
- post office
- envelope
- address
- mail carrier
- fragile



VIDEOS:

How to Mail a Letter

<https://www.youtube.com/watch?v=tGOE-qxRVZw>

Post office – day to day activities

<https://www.youtube.com/watch?v=eVIARvNd8O8>

Journey of a letter

<https://www.youtube.com/watch?v=8pFd8DLcPIY>

I want to be a mail carrier

<https://www.youtube.com/watch?v=mXfL1CdkGT4&t=38s>

Post office vocabulary

https://www.youtube.com/watch?v=DyhTO_zZ71U

Posting a letter

<https://www.youtube.com/watch?v=wgyjpk-wc-Y>

Virtual Field Trip: "Clover Post Office"

<https://www.youtube.com/watch?v=TwS7pKgGlgc>

Lenny the letter


<https://www.youtube.com/watch?v=1PSBQJBkpEY>

STORY BOOKS


- Owen, A. (2004). *Delivering your mail. A book about mail carriers.* Minneapolis, Minnesota: Picture Window Books.



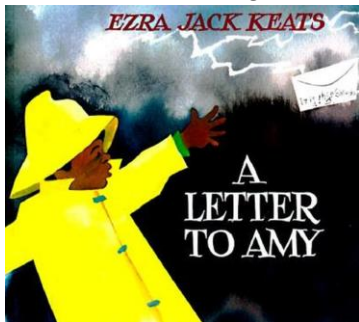
- Flor Ada, A. (2001). *With love, Little red hen.* New York: Atheneum Books for Young Readers.




- Horning, S. (2005). *The giant hug*. New York: Random House.



- Jack Keats, E. (2019). *A letter to Amy*. New York: Puffin Books.




- James, S. (1996). *Dear Mr. Blueberry*. New York: Aladdin Paperbacks,



- Zimmerman, P. (2018). *The lost package*. Tantor Media, Old Saybrook.



- Steffensmeier, A. (2007). *Millie waits for the mail*. New York: Holtzbrinck.




- Christopher, N. (2015). *What do mail carriers do?* New York: Rosen Publishing.



- Peterson, C. (2022). *A trip to the post office with Sesame Street*. Minneapolis: Lerner Publications.



- Ahlberg, A., Ahlberg, J. (2014). *The Jolly postman or other people's letters*. Boston: Little, Brown.



CARD GAMES

Memory game

We prepare flash cards for memory game. Students try to find pairs.

Post office card and clip games



Envelope and stamp Colour Matching



Mail carrier roll and count game



Post office pre-writing practice



Address match - up



Stamp matching stamp cards



Mail Delivery Counting Mats with Frames




Post office puzzles



Mail box colour sorting mat



Package sorting game



Stamp and envelope uppercase and lowercase puzzles



MOVEMENT ACTIVITIES:

Delivering mail

Pick an item from a paper box. Sort your object to letters, postcards or packages. We create different movements for different mail (we jump, when we carry letter, run when we carry postcard ...)

Finding mail

We place letters, post cards and packages in different places. Somebody says one of the words. Others run to the named object.

Letter, package, post card










Somebody says one of three words. For each word we have to make a pose. For package we lay on the floor, for letter we stand on one foot, for postcard we run against the wall. The last person who makes the pose, has to be the next to say a word.

Post office

The teacher says postman or post office. When the students hear word postman, they stand up, when they hear word post office they sit down.

PICTURES:



<p>post office</p> 	<p>post box</p> 	<p>parcel</p> 	<p>string</p> 
<p>postal worker</p> 	<p>stamp</p> 	<p>envelopes</p> 	<p>sticky tape</p> 
<p>bicycle</p> 			

ink saving Eco




SONGS:

Post office song (melody: If you are happy and you know it)

I wrote you a letter and a card
put on a stamp so it should come.
So, expect to see a postman any time on your yard,
Look in a mailbox, read it loud!

I send you a package with surprise
In there is something you will like.
So, expect to see a postman any time on your yard,
Look in a mailbox, to find out!



Here We Go 'Round the Post Office

(sung to "Here We Go 'Round the Mulberry Bush")



Here we go 'round the post office,
The post office, the post office,
Here we go 'round the post office
To meet the postal workers.

These are the workers bogging mail,
Bogging mail, bogging mail,
These are the workers bogging mail
That comes out of the mailbox.

These are the workers stamping mail,
Stamping mail, stamping mail,
These are the workers stamping mail
To postmark every letter.

2/16

General Building Learning Group © Sarah Goodish, Published by Scholastic Teaching Resources

The Mail

The mail comes in the rain.
The mail comes in the snow.
The mail comes when it's hot
And even when winds blow.
The mail comes every day
Both up and down the street.
Then mail carriers go back home
To rest their tired feet.



Post Office Poems and Rhymes

"The Mail Carrier"

See the mail carrier
Dressed in blue,
He's walking, walking, walking
Do you think he'll bring to you
Some postcards and a letter too?

"Letter Carrier"

Letter carriers haul a very full pack
Of letters and packages upon their back.
Step, step, now ring, ring, ring!
Oh, what surprises they will bring.

"Postman Always Delivers"

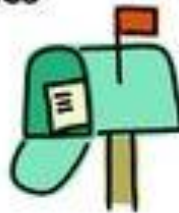
Rain or snow,
Sleet or hail,
A postman always
Delivers the mail.

Mailman?

We watch for the mail truck
To come down the street,
Then we run to the mailbox,
Eager to greet,
Our special mailperson,
And as you can see,
The one who brings our mail
Is a mail LADY!

"The Postman"

The postman always brings the mail
Through rain or snow or sleet or hail,
He'll work and work the whole day through
To get your letters safe to you.





Mail Delivery

to the tune "I'm a Little Teapot"

I deliver mail
Rain or shine.
If you put a stamp on, it will get there in time.
Can you help me sort my mail today?
Collect the ones that start with ____ (insert letter sound).

Lay out the envelopes. Have the students select the correct mail to match the sound.



©Growing Book by Book

Mail songs: <https://everythingpreschool.com/themes/postoffice/songs.htm>

- I am a mail carrier: <https://www.youtube.com/watch?v=UTwMGGBvkkk>
- Post office song: <https://www.youtube.com/watch?v=FsYzBuDrE5Q>
- Postman song: <https://www.youtube.com/watch?v=xw-8LyW1fio>
- Mr. postman: <https://www.youtube.com/watch?v=Ql3iqXafAMg&t=335>

- Postman: <https://www.youtube.com/watch?v=LLrP1d8ZI4>
- Mailman: <https://www.youtube.com/watch?v=XVXR6gW0Euw>

WEBPAGES:

When planning, pay attention:

<https://www.pre-kpages.com/books-about-the-post-office-and-mail/>

Activities on topic post office:

<https://www.prekprintablefun.com/blog/post-office-activity-pack>

<https://www.tolearnenglish.com/correspondants/google-results.php?q=POST+OFFICE>

Card games:

More websites for children's activities:

<https://stepbystepcc.com/postoffice.html>

ART AND OTHER ACTIVITIES:

Mail Carrier Pouch: Make a mail carrier pouch out of construction paper, yarn, and a stapler to staple the mail pouches together.

Mailbag: Make a mailbag. Use a large paper grocery bag cut in half. Use the top to cut out a wide shoulder strap. Adjust and staple to each side of the bag. Let the children decorate the bags.

Envelopes and post stamps: Students can make origami envelopes and create their own post stamps.

Trip to the Post Office: Children can mail their "letters" to their parents.

Creating class mailbox for their drawings: Make a mailbox out of a large box; the most important part is the slot for the mail. Collect envelopes of all sizes. Have each child write a note to either themselves or their parents, or they can draw a picture. Help them to address the envelope, and place a stamp on it.

Writing letters to children in a different country: Students can write letters to students from different schools or even countries.

OUR PRESENTATION:

Topic: Post office

Age of children: 5 – 6 years

VOCABULARY:

- Post man
- Mail box
- package
- stamp
- post card
- letter
- post office
- envelope
- address

MOTIVATION:



P O S T O F F I C E

LEARNING AND SINGING THE POST OFFICE SONG:

I wrote you a  and a 

put on a  so it should come.

So expect to see a  any time on your yard,

look in a , read it loud!

I send you a  with surprise.

In it there's something you will like.

So expect to see a  any time on your yard,

look in a  to find out!

First, we find out which words are missing, then we read the whole song and lastly sing it three times. We add choreography to the song.


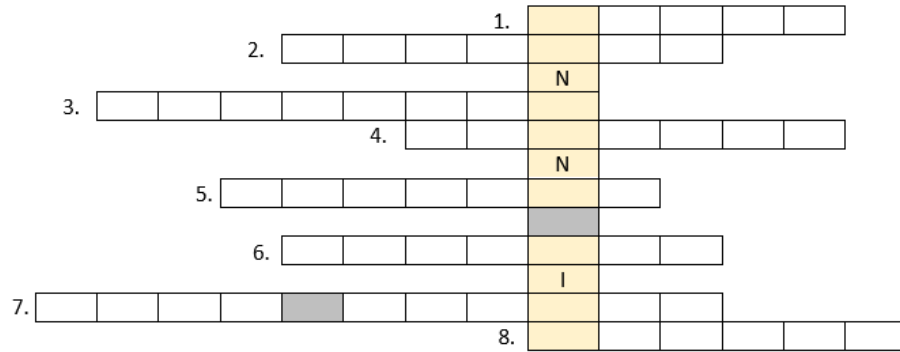
MOVEMENT GAME – SORTING MAIL

Pick an item from a paper box. Sort your object to letters, postcards or packages. We create different movements for different mail (we jump, when we carry letter, run when we carry postcard ...)

MEMORY GAME

We divide students in three groups. Every group gets a package with memory game inside it. They play the game two times.

CROSSWORD



Each student gets a worksheet. They fill out the crossword. We check the answers together.