


OLENTZERO




English I: Strategies for Teaching a Foreign Language (2022/2023)

Leire Colas, Marta Olcoz and Oihane Recalde

CHRISTMAS



OLENTZERO



Leire Colas, Marta Olcoz and Oihane Recalde

WHY WE HAVE CHOSEN THIS TOPIC?



BASQUE CULTURE



MAIN CHARACTERS





Mari Domingi



Olentzero

OLENTZERO'S STORY
















OLENTZERO'S SONG



https://youtu.be/HGdk_F2XjYU

Olentzero joan zaigu
mendira lanera
intentzioarekin
ikatz egitera

Aditu duanian
jesus jaio dala
lasterka etorri da
berri ematera

Horra, Horra
gure Olentzero
pipa hortzetan duela
eserita dago



Olentzero is gone
to the mountain to work
to make some coal

When he hears the news that
Jesus is born, he runs to tell
the news to everybody

Look, look
It's our Olentzero
He is sit with the pipe
between his teeth

OLENTZERO'S SONG



Kapoiak ere baitu
arrautzatxuekin
bihar meriendatzeko
botila arduakin

Olentzero buru handia
entendimentuz jantzia
bart arratsean
edan homen du
hamar arruko zagia

Bai urde tripaundia
trala larala trala larala
bai urde tripaundia
trala larala trala lara




He has chickens that have
eggs, and he will eat some
with a bottle of wine

Olentzero big head
this afternoon, he must have
drunk ten litres of wine

Oh big with big belly, trala
larala trala larala
Oh pig with big belly, tala
larala trala lara

VOCABULARY

MENDIA



MOUNTAIN

IKATZA



COAL

PIPA



PIPE

VOCABULARY

HORTZAK



TEETH


KAPOIAK



CHICKEN

VOCABULARY

ARRAUTZAK



EGGS


OLENTZERO




MARIDOMINGI



ACTIVITIES







MENDIA




IKATZA



PIPA



HORTZAK



KAPOIAK

ARRAUTZAK

OLENTZERO

MARIDOMINGI



mendia


hortzak

ikatzak

olentzero maridomingi

kapoiak

arrautzak



**THANKS FOR LISTENING!
WE WISH YOU ALL MERRY
CHRISTMAS!**

WHY DID WE CHOOSE THIS TOPIC?

We chose this topic because Christmas was arriving in Ljubljana and we wanted to share something really important for us, that is the figure of Olentzero. This figure only exists in the Basque Country and in the Foral Community of Navarre, and we think that it would be a really good resource to learn some new words in a different language. In this way, our students will get to know another new culture and custom. Finally, we think that our topic is perfect to work in class with little students because every child loves the character that comes packed with gifts and also Christmas holidays.

FOR WHOM IS THIS PROJECT?

This project is for children in the second cycle of Childhood Education, but especially for children between 5 and 6 years old. This is because they are going to understand the words better and they are going to be more able to remember them in the future.

MATERIALS AND RESOURCES FOR THIS PROJECT:

We are going to present them below. First of all we have chosen the materials and resources that we haven't put in our presentation but that we think are additional for teaching this topic. Secondly, we have put the resources and materials that we have presented in our project.



ALL COLLECTED MATERIALS AND RESOURCES THAT WE COULD HAVE ADDED OR USE

VOCABULARY:

- **Ardoa** → Wine
- **Gabonak** → Christmas
- **Gaztainak** → Chestnuts
- **Astoa** → Donkey
- **Opariak** → Gifts / Presents
- **Etxea** → House
- **Elurra** → Snow
- **Negua** → Winter

STORY BOOKS AND LINKS:

- <https://www.brighthubeducation.com/social-studies-help/15917-olentzero-a-basque-christmas-tradition/>
- <https://turismoa.tolosa.eus/en/blog/who-are-olentzero-and-mari-domingi#:~:text=Olentzero%20is%20represented%20as%20a,of%20the%20birth%20of%20Jesus>



- Olentzero's story: <https://youtu.be/woelHZTluHI>

Here is a link for children from all over the basque country to write letters to the olentzero. In addition, there are also stories related to him so that children can enjoy them.

- <https://www.eitb.eus/eu/hiru3/olentzero/>

A longer video to understand Olentzero's story:

- <https://youtu.be/TU5n5HjRZVo>

SONGS:

- "Ole Olentzero": <https://www.youtube.com/watch?v=T05a8M8TGqY>
- Olentzero's song with a dance: <https://youtu.be/T05a8M8TGqY>

MOVIES:

- Most traditional movie of Olentzero: <https://youtu.be/o0Da7mS80pM>

MOVEMENT ACTIVITY:

Activity 1:

What is done in many schools and high schools when Christmas arrives to the Basque Country and to the Foral Community of Navarre, is to do a theater about the story of the character of Olentzero. Each child has a role and must be dressed up as the real character. The plot of the theater can be invented or copied and the evaluation is based on the enthusiasm that each child puts on the performance.

PICTURES:



OUR PRESENTATION

VOCABULARY:

- **Mendia** → Mountain
- **Ikatza** → Coal
- **Pipa** → Pipe
- **Hortzak** → Teeths
- **Kapoiak** → Chicken
- **Arrautzak** → Eggs
- **Olentzero**
- **Maridomingi**

Flashcards used for learning this vocabulary:



STORYTELLING:

First of all, what we did was to tell our students Olentzoros' story. In this way, they could know who this character was and why he was famous in the Basque Country and in Navarre. In addition, while we were telling the story, if a word came up that we were going to learn later in Basque, we translated it into Basque ("hortzak", "pipa", "kapoiak"...).

Furthermore, we have to know as teachers that there are a lot of adaptations and variations of the story of Olentzero, but we created ours to present it in class:

"A long time ago, to warm the houses and the food, people used charcoal. Olentzero was a coal and he made charcoal in the mountains. He had a lot of work because he had to carry charcoal to all the houses. In that job, the donkey was his best help: Olentzero put the charcoal on the donkey and they both went down to the village.


Mari Domingi was a very kind woman that lived in the village. She went to distribute the charcoal from house to house and when possible, she helped poor people. One day that Olentzero came down to the village, he got to know Mari Domingi and now they are really good friends.

Olentzero was also very known and loved in the village. All the children know that he brings gifts, and they are waiting for him nervous-nervous. But before, children write to Olentzero a letter to tell him how they have behaved, what their favorite toys are, etc. But, not only toys, children also ask him also for health, peace and things like that.

Olentzero arrives at the village on December 24 and goes singing from street to street with all the people's Christmas' carols. Normally it's really cold, but people are very happy. Christmas evening, on December 24, all families come together and make a beautiful dinner to celebrate their happiness. Olentzero lives alone, but that night, he always has dinner with Mari Domingi, his best friend.

After having dinner, children go to bed formally, and Olentzero distributes toys from house to house. The next day, children get up early and wake up everyone in the house to play together with the toys that they have received".

Of course, we have used some pictures while reading the story:





CARD GAMES:

Activity 1:

We played two card games. The first one consisted of giving each person a card. Then, they had to go through the class finding his or her pair.

Children get an image and then, they look for the person who has the Basque word for that same image or the other way around. In this way, we make sure that our students know the words. For example: if a child gets a picture of a mountain, he/she will have to look for the word “mendia” in Basque.

Activity 2:

The other game consisted in placing different images on a landscape that we gave to our students. In this landscape, we wrote the vocabulary that we learnt in class. In this way, our children had to place the images where they correspond and form a beautiful surrounding:



SONG:

We chose to teach our students the song that is usually sung for Christmas in the Basque Country and Navarre. We also saw a good opportunity to sing it in class since in this way our students could learn a little bit more of Basque language and at the same time, learn more about our culture.

We translated the song into English so that the students knew what the song was saying. Then, we played the song and all together we started to sing it:

Olentzero joan zaigu
mendira lanera
intentzioarekin
ikatz egitera

Aditu duanian
jesus jaio dala
lasterka etorri da
berri ematera

Horra, Horra
gure Olentzero
pipa hortzetan duela
eserita dago

Olentzero is gone
to the mountain to work
to make some coal

When he hears the news that
Jesus is born, he runs to tell
the news to everybody

Look, look
It's our Olentzero
He is sit with the pipe
between his teeth

Kapoiak ere baitu
arrautzatxuekin
bihar meriendatzeko
botila arduakin

Olentzero buru handia
entendimentuz jantzia
bart arratsean
edan homen du
hamar arruko zagia

Bai urde tripaundia
trala larala trala larala
bai urde tripaundia
trala larala trala lara

He has chickens that have
eggs, and he will eat some
with a bottle of wine

Olentzero big head
this afternoon, he must have
drunk ten litres of wine

Oh big with big belly, trala
larala trala larala
Oh pig with big belly, tala
larala trala lara

The link to listen to the song is the following → https://youtu.be/HGdk_F2XjYU